


# THE SCHOOL BOARD OF SARASOTA COUNTY, FLORIDA



## **2018-2019 TENTATIVE BUDGET CAPITAL PROJECTS FUNDS**

**July 24, 2018**

**SARASOTA COUNTY SCHOOL BOARD**  
**Bridget Ziegler, Chair**  
**Jane Goodwin, Vice Chair**  
**Shirley Brown**  
**Caroline Zucker**  
**Eric Robinson**

Dr. Todd Bowden, Superintendent  
Dr. Laura Kingsley, Assistant Superintendent-Chief Academic Officer  
Ms. Mitsi Corcoran, Assistant Superintendent-Chief Financial Officer  
Mr. Jeff Maulsby, Assistant Superintendent-Chief Operating Officer

Prepared by the staff of the Budget office:  
Christa Curtner, Assistant Budget Director  
Sheina Runions, Budget Specialist  
Deana Hays, Budget Accountant  
Deanna Lawton, Budget Accountant  
Bonnie Lyons, Budget Accountant  
Robert Macaluso, Admin. Assistant III/Bookkeeper

1960 Landings Boulevard  
Sarasota, Florida 34231-3331  
[www.sarasotacountyschools.net](http://www.sarasotacountyschools.net)  
(941) 927-9000

**THE SCHOOL BOARD OF SARASOTA COUNTY, FLORIDA  
2018-2019 CAPITAL FUND BUDGET**

**TABLE OF CONTENTS**

	PAGE
Capital Fund Overview.....	1
Individual Capital Project Fund Descriptions and Legal Uses.....	2
Capital Budget Fund Revenues 2009-10 Estimated through 2022-23.....	5
Capital Budget Fund Appropriations 2009-10 Estimated through 2022-23.....	5
Capital Budget Fund Multiple Year Major Capital Projects.....	6
Comparative Statements of Estimated Revenues, Appropriations and Fund Balance for the Fiscal Years 2017-18 through 2022-23 with Summaries of all Capital Projects Funds and by Each Individual Capital Project Fund.....	8

# **The School Board of Sarasota County, Florida 2018-2019 Capital Outlay Fund Budget**

## **Sarasota County School Board Vision Statement**

The School Board of Sarasota County places learning at the center of its activities to enable all learners to lead productive, responsible, and healthful lives.

## **Sarasota County School Board Mission Statement**

The School Board of Sarasota County prepares students to achieve the highest learning standards by engaging a high quality staff, involved parents, and a supportive community.

## **Capital Outlay Fund Overview**

The Capital Outlay Fund is used to account for financial resources that the District uses for construction of major capital facilities, land acquisition, equipment purchases, bus purchases, renovations to existing facilities, payment of capital debt service, and transfers to the General Fund for reimbursement of expenditures allowed by law. The major new construction projects that are being funded in this year's budget are the Districtwide Safety and Security Initiatives, Glenallen Renovations, North Port High School HVAC/Science Wing and Oak Park Front Office Entry project.

## **The Capital Outlay Planning Process**

The "Educational Facilities Survey" for the period 2018-2019 through 2022-2023, is the legal document of a survey conducted in accordance with the requirements of Section 9(d) Article XII of the Constitution of Florida, provisions of Section 1013.31 and Section 101.64, Florida Statutes. The educational survey is required by law to be conducted every five years, but may be conducted as often as necessary. This survey analyzes each school district facility and includes recommendations for any major renovations or new buildings. Before the District can build a new facility or make any major renovations, the Office of Educational Facilities must approve the plans and review that the survey submitted by the School District includes the requested project. There is also a yearly facilities capital outlay work plan that is submitted to the Office of Educational Facilities which includes a twenty-year projection of facility needs based upon projected student enrollments.

## **Budget Procedures**

The Sarasota County School Board can only legally budget for one year at a time. In order to reflect a more transparent view of the District's capital program, the budget includes a five-year capital outlay projection.

# **The School Board of Sarasota County, Florida 2018-2019 Capital Outlay Fund Budget**

## **Capital Outlay Funding Sources and Legal Uses**

### **Capital Outlay Bond Issues (COBI)**

This State revenue source, as authorized by Sections 320.20 and 1010.57, Florida Statutes, comes from motor vehicle license fees collected by local agencies and remitted to the State. COBI Bonds are issued by the State of Florida on behalf of the District for capital outlay purposes. Funds may be used for survey-recommended projects included on the District's Project Priority List and included in the Educational Facilities Survey. Bond repayment comes from Capital Outlay & Debt Service revenues described below.

### **Public Education Capital Outlay (PECO)**

This State revenue source comes from the Gross Receipts Tax, general revenue funds appropriated for educational capital outlay purposes, and all capital outlay funds previously appropriated and certified forward pursuant to Section 215.61, Florida Statutes. Appropriations that are not encumbered within a two-year time frame will revert back to the Trust Fund. PECO funds are allocated into two categories, one for construction and one for maintenance. The maintenance funds are transferred to the General Fund and the construction funds are used for projects identified in the Educational Facilities Survey. Beginning with the fiscal year 2011-2012, PECO funds have been allocated to Charter Schools and Universities with no allocation to K-12 Public Schools. In 2014-2015 and continuing into 2018-2019, PECO Funds have been restored to K-12 Public Schools. For fiscal year 2018-2019 the Florida Legislature allocated \$145,000,000 to Charter Schools and \$50,000,000 to K-12 Public Schools.

### **Capital Outlay and Debt Service (CO & DS)**

Allocated by the Florida Department of Education, Office of Educational Facilities, these funds may be used for survey-recommended projects included on the District's Project Priority List and included in the Educational Facilities Survey. These funds may be used in acquiring, building, constructing, altering, remodeling, improving, enlarging, furnishing, equipping, maintaining, renovating, or repairing of capital outlay projects.

### **Capital Millage Levy**

Section 1011.71(2), Florida Statutes, authorizes each school board to levy not more than 1.500 mills against a district's taxable value for school capital purposes. Funds may be used for projects included in the Educational Facilities Survey and advertised in the annual Notice of Tax for Capital Outlay. The appropriations are for new construction, remodeling, site improvement, maintenance, renovations, school buses, software licensing, new and replacement equipment, lease purchase agreement payments, payment of loans, environmental regulation compliance costs, the payment of property insurance for all district facilities, and leasing of educational facilities. Effective July 1, 2018, school districts are not required to share this revenue source with charter schools.

# The School Board of Sarasota County, Florida 2018-2019 Capital Outlay Fund Budget

## Capital Outlay Funding Sources and Legal Uses - continued

### County Sales Tax

On June 27, 1989, the voters of Sarasota County approved a one-cent sales tax for ten years. Twenty-five percent of the sales tax proceeds are distributed to the District and are to be used to increase the capacity of existing schools and build new schools.

A continuation of the sales tax was approved by the voters of Sarasota County on November 4, 1997 (Phase II) for 10 years, and again on November 6, 2007 (Phase III) for another 15 years. Pursuant to Section 212.055(2) (b), Florida Statutes, project descriptions were made available to voters prior to the vote. The School Board has the authority to amend projects on an as needed basis. When the original revenue projection was computed, the economic recession reduced the anticipated revenues by approximately \$86 million through 2024. From the list below, the School Board has had to eliminate funds allocated for new future school construction. The projects listed in the amended Phase III referendum are as follows:

Booker High School	Bay Haven Elementary School
Fruitville Elementary School	Emma E Booker Elementary School
Elementary J	Gocio Elementary School
Garden Elementary School	Lakeview Elementary School
New North East County High School	New Lakewood Ranch Elementary School
New North Port 6th Elementary School	New North East County Middle School
New North Port 8th Elementary School	New North Port 7th Elementary School
New North Port 2nd High School	New North Port 3rd Middle School
New Operations Center in Osprey	Pine View School – Renovations
Riverview High School	Sarasota High School
New South County Transportation Center	Sarasota County Technical Institute
New Technical Center in South County	Toledo Blade Elementary School
Venice High School	New West Villages Elementary School
Future School Construction	District Wide Maintenance
District Wide Safety Projects	District Wide Small Remodeling Projects
District Wide Vehicle & Bus Replacement	District Wide Technology Projects
District Wide Equipment	Career Technical Education
District Wide Communications Support	District Wide Telecom Services
Portables - Lease and Purchase	Venice Middle HVAC (Added 2014-2015)

# **The School Board of Sarasota County, Florida 2018-2019 Capital Outlay Fund Budget**

## **Capital Outlay Funding Sources and Legal Uses – continued**

### **Certificates of Participation (COPs)**

Certificates of Participation are debt instruments used to finance the construction of State-approved educational facilities, land, and the purchase of equipment. The debt service is paid from the proceeds of the Capital Outlay Millage (1.500 mill ad valorem tax levy). Since the source of funds for repayment of COPs is from a currently authorized source, as authorized in Section 1011.71(2) of the Florida Statutes, there are no additional taxes levied due to the issuance of debt. COPs may only be used for those projects designated in the official master lease document and approved in the Educational Facilities Survey.

### **Impact Fees**

On April 13, 2004, the Sarasota County Board of County Commissioners passed Ordinance 2004-025 establishing the Sarasota County Educational System Impact Fee Ordinance, effective May 1, 2004. The Commission on July 28, 2004 passed Ordinance 2004-085 to change affordable housing language in the original ordinance. The School District reached agreements with all local governments for the collection of impact fees.

Impact fees are one-time payments that are used to construct system improvements, such as public schools, needed to accommodate growth. The fees are assessed on each new dwelling unit within the County. Funds can be used for equipment, site acquisition, and the construction or expansion of new facilities for enrollment increases.

Note: County Ordinance 2010-085 was passed which temporarily suspended the imposition of impact fees, effective December 15, 2010 through December 2015. As of January 2016, Educational System Impact Fees were reinstated.

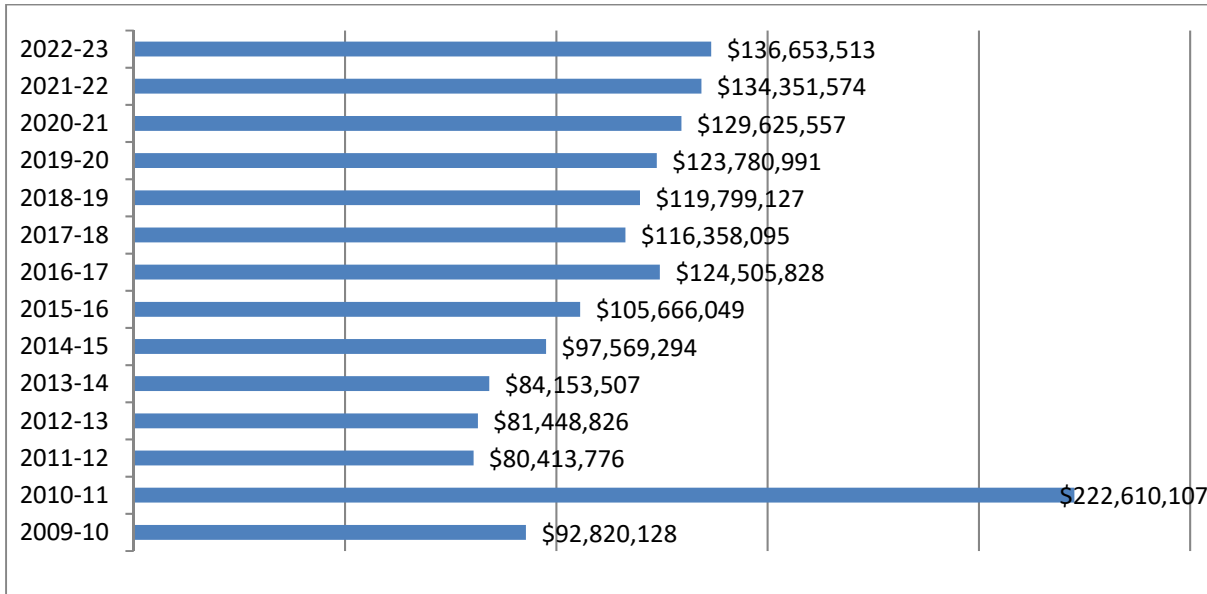
## **Capital Fund Revenues Actual and Estimated from 2009-2010 through 2022-2023**

The Capital Budget's primary funding source is from property taxes. In 2007-2008, the Sarasota County tax roll was \$62.7 billion. Sarasota County has been recovering from the economic downturn and the tax roll for the 2018-2019 fiscal year is \$62.8 billion, an addition of \$0.1 billion from 2007-2008. The Florida Legislature, from the period of 2007-2008 to now, has reduced the 2.00 mills levied against the tax roll for capital funding purposes to 1.50 mills or a reduction of 25%. The impact on the Capital Projects Fund revenues, from the millage rate reduction and the past tax roll decreases, has substantially reduced the available funding for capital projects. The other funding sources for capital projects, that supplement the property taxes, are the quarter cent sales tax the school district receives from local sales tax collections, impact fees on new residential construction, and the State Public Education Capital Outlay appropriations by the Florida Legislature. These supplemental funding sources were \$35.8 million in 2007-2008, and for 2018-2019 are approximately \$25.4 million, or a 7.1% decrease. In summary, revenues for 2018-2019 are about 90% of what they were in 2007-2008. With substantially decreased revenues, the funding of ongoing recurring capital expenses and major renovation projects has become very challenging. The following graphs have been prepared to reflect how the capital budget has been impacted from 2009-2010 to what is estimated through 2022-2023.

# The School Board of Sarasota County, Florida 2018-2019 Capital Outlay Fund Budget

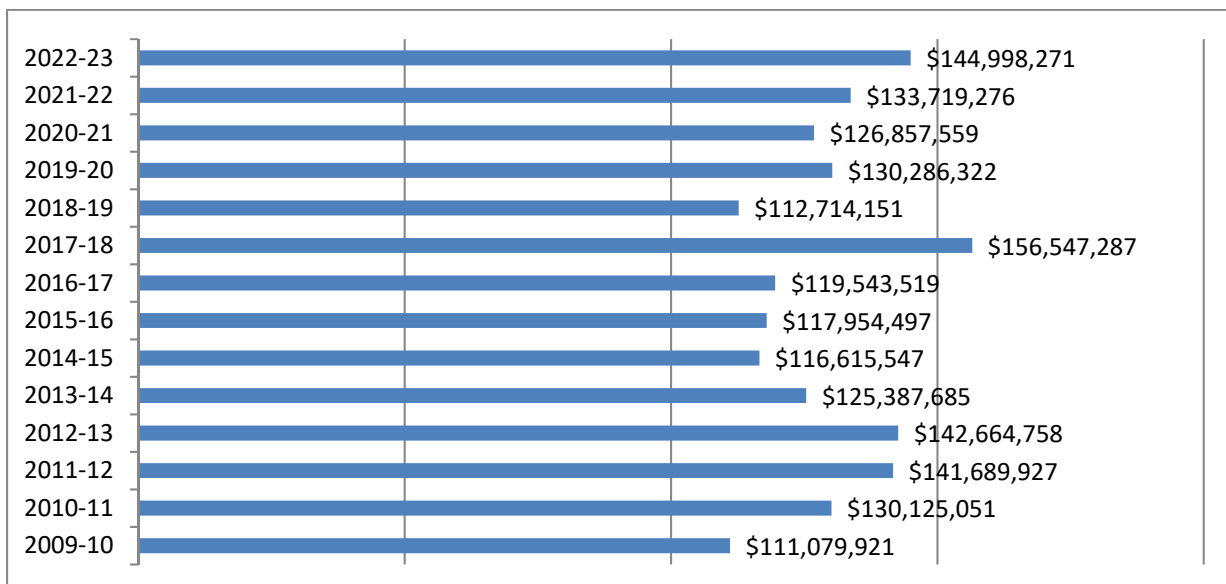
## Capital Fund Actual and Estimated Revenues 2009-2010 through 2022-2023

(Note – The large spike in revenue for fiscal years 2010-2011 was due to the issuance of Certificates of Participation in the amount of \$113,096,000.)



## Capital Fund Actual and Estimated Appropriations 2009-2010 through 2022-2023

The capital fund major projects typically are under construction for multiple years. It is estimated, as of June 30, 2018, there are approximately \$38.5 million in encumbered contracts for projects that are multi-year construction projects.



## The School Board of Sarasota County, Florida 2018-2019 Capital Outlay Fund Budget

### Current Year Major Capital Projects

The table below is a recap of the multi-year major construction projects in the Capital Outlay Fund. The listing includes those projects that will be completed in 2017-2018 and projects that are continuing into subsequent fiscal years.

Major Capital Projects	Total Projected Budget	Budgeted to Date	2018-19 to 2022-23 Remaining Funding
Brentwood Renovation - Cafeteria. Construction began 2016-17. Estimated Completion 2018-19.	\$14,453,581	\$14,453,581	\$0
North Port Suncoast Technical College - Began in 2014-15. Completion 2017-18.	\$27,765,119	\$27,765,119	\$0
Pine View School - HVAC replacement, new classroom buildings and science labs. Began in 2014-15. Funded over multiple years. Remaining Balance in future year's budget.	\$50,484,883	\$30,484,883	\$20,000,000
Sarasota High School Rebuild – Completed 2017-18.	\$43,713,110	\$43,713,110	\$0
Venice Middle HVAC – Began 2015-16. Estimated completion 2018-19.	\$14,121,711	\$14,121,711	\$0
Booker High School VPA – Began 2017-18. Estimated Completion 2018-19.	\$1,500,000	\$1,500,000	\$0



THIS PAGE INTENTIONALLY LEFT BLANK

The School Board of Sarasota County, Florida  
2018/2019 Capital Outlay Fund Budget

**Total of All Capital Funds**

Comparative Statement of Estimated and Actual Revenues, Appropriations, and Changes in Fund Balance  
For the Years 2017-2018 through 2022-2023

	2017/2018 Unaudited Actual	2018/2019 Projected Budget	2019/2020 Projected Budget	2020/2021 Projected Budget	2021/2022 Projected Budget	2022/2023 Projected Budget
<b>Estimated Revenues</b>						
<b>State Sources</b>						
PECO Construction (Maintenance)	\$ 770,992	\$ 770,992	\$ 770,992	\$ 770,992	\$ 770,992	\$ 770,992
PECO Construction (New Construction)	-	-	164,513	582,511	730,198	-
CO & DS Distributed	167,592	169,326	169,326	169,326	169,326	160,860
CO & DS Interest	20,698	20,698	20,698	20,698	20,698	19,663
Miscellaneous State Revenue	119,783	-	-	-	-	-
Charter School State Flow Through	1,179,422	3,627,545	1,402,267	1,402,267	1,402,267	1,402,267
<b>Total State Sources</b>	<b>2,258,487</b>	<b>4,588,561</b>	<b>2,527,796</b>	<b>2,945,794</b>	<b>3,093,481</b>	<b>2,353,782</b>
<b>Local Sources</b>						
Local Ad Valorem Taxes	85,416,627	90,470,398	95,898,622	100,693,553	104,721,296	107,862,934
Local Sales Tax	19,890,827	20,440,168	21,054,573	21,686,210	22,336,797	22,336,797
Interest	735,455	100,000	100,000	100,000	100,000	100,000
Investment Net Increase (Decrease) - Fair Value	549,493	-	-	-	-	-
Impact Fees	6,415,312	4,200,000	4,200,000	4,200,000	4,100,000	4,000,000
Miscellaneous Local Revenue	1,091,894	-	-	-	-	-
<b>Total Local Sources</b>	<b>114,099,608</b>	<b>115,210,566</b>	<b>121,253,195</b>	<b>126,679,763</b>	<b>131,258,093</b>	<b>134,299,731</b>
<b>Total Revenues</b>	<b>116,358,095</b>	<b>119,799,127</b>	<b>123,780,991</b>	<b>129,625,557</b>	<b>134,351,574</b>	<b>136,653,513</b>
<b>Other Financing Sources</b>						
Bond Proceeds	758,153	-	-	-	-	-
Loss Recoveries	3,521	-	-	-	-	-
<b>Total Other Financing Sources</b>	<b>761,674</b>	<b>-</b>	<b>-</b>	<b>-</b>	<b>-</b>	<b>-</b>
<b>Total Revenues and Other Financing Sources (Net)</b>	<b>117,119,769</b>	<b>119,799,127</b>	<b>123,780,991</b>	<b>129,625,557</b>	<b>134,351,574</b>	<b>136,653,513</b>
Beginning Fund Balance	64,613,605	25,186,087	32,271,063	25,765,732	28,533,730	29,166,028
<b>Total Funds Available for Capital Needs</b>	<b>\$ 181,733,374</b>	<b>\$ 144,985,214</b>	<b>\$ 156,052,054</b>	<b>\$ 155,391,289</b>	<b>\$ 162,885,304</b>	<b>\$ 165,819,540</b>
<b>Appropriations</b>						
<b>Debt Service</b>						
Materials Mgt Copier Lease Purch. (Proj. 4691 - 469	\$ 1,020,377	\$ 247,543	\$ 147,769	\$ 145,872	\$ 145,872	\$ 145,872
Certificates of Participation Series 2009 (2294)	5,648,388	5,645,163	-	-	-	-
Certificates of Participation Series 2010B (2297)	5,163,600	5,161,350	5,163,250	-	-	-
Certificates of Participation Series 2016 (2298)	2,571,126	2,571,766	8,211,971	13,373,605	13,378,280	13,379,127
COPS: QSC Bonds Series 2010A ( 2296)	2,216,967	2,273,431	2,273,431	2,273,431	2,273,431	2,273,431
Computer Replenishment Leases (Proj. 4681 - 4689)	12,563,345	11,992,552	12,548,846	12,847,264	12,944,999	13,189,244
Dues and Fees	-	2,500	2,500	2,500	2,500	2,500
<b>Debt Service Total</b>	<b>29,183,803</b>	<b>27,894,305</b>	<b>28,347,767</b>	<b>28,642,672</b>	<b>28,745,082</b>	<b>28,990,174</b>
<b>Transfers</b>						
Millage Maintenance Transfer	13,463,712	13,463,712	13,665,668	13,870,653	14,078,712	14,289,893
Equipment Transfer	1,669,226	1,752,687	1,840,322	1,932,338	2,028,955	2,130,402
Software Licensing	-	1,350,000	1,350,000	1,350,000	1,350,000	1,350,000
PECO Maintenance Transfer	770,992	770,992	770,992	770,992	770,992	770,992
Property Casualty Insurance Transfer	2,253,896	2,528,681	2,566,611	2,605,110	2,644,187	2,683,850
Charter School State Flow Through	1,179,422	3,627,545	1,402,267	1,402,267	1,402,267	1,402,267
<b>Transfers Total</b>	<b>19,337,248</b>	<b>23,493,617</b>	<b>21,595,860</b>	<b>21,931,360</b>	<b>22,275,113</b>	<b>22,627,404</b>
<b>Total Transfers and Debt Service</b>	<b>48,521,051</b>	<b>51,387,922</b>	<b>49,943,626</b>	<b>50,574,031</b>	<b>51,020,195</b>	<b>51,617,578</b>
<b>Remaining Funds Available for Capital Projects</b>	<b>133,212,323</b>	<b>93,597,292</b>	<b>106,108,428</b>	<b>104,817,258</b>	<b>111,865,109</b>	<b>114,201,962</b>
<b>Recurring Costs</b>						
<b>Buses/Vehicles</b>						
District Wide Vehicle Replacement (Project 3016)	721,417	500,000	500,000	500,000	500,000	500,000
School Bus Replacement (Project 3026)	4,733,464	3,000,000	3,000,000	3,858,750	3,858,750	3,858,750
<b>Buses/Vehicles Total</b>	<b>5,454,881</b>	<b>3,500,000</b>	<b>3,500,000</b>	<b>4,358,750</b>	<b>4,358,750</b>	<b>4,358,750</b>
<b>Construction Services and Planning Department</b>						
Salaries & Benefits (Proj. 0000 & 4560)	900,378	2,235,073	2,268,599	2,302,628	2,337,168	2,372,225
Construction Services Dept. Expenses	63,626	129,140	126,500	126,500	126,500	126,425
Capital Master Planning	-	150,000	150,000	150,000	150,000	150,000
Misc. Planning Department Expenses	63,383	50,000	50,000	50,000	50,000	50,000
District Wide Planning Dept Expenses	328	61,098	60,000	60,000	60,000	60,000
District Wide Portables Demolition (Project 3425)	1,918,553	1,200,000	1,200,000	1,200,000	3,700,000	1,200,000
PE Bathrooms Project (Project 5050)	198,833	-	200,000	200,000	200,000	200,000
Small Projects (Project 5540)	703,674	-	500,000	500,000	500,000	500,000
<b>Construction Services and Long Range Planning Total</b>	<b>3,848,775</b>	<b>3,825,311</b>	<b>4,555,099</b>	<b>4,589,128</b>	<b>7,123,668</b>	<b>4,658,650</b>
<b>Equipment</b>						
Food & Nutrition Services Equipment Replacement	100,000	100,000	100,000	100,000	100,000	100,000
District Wide Equip. Other Departments (Proj. 3808)	34,538	260,830	250,000	250,000	250,000	250,000
Time & Attendance System (Proj. 3015)	54,991	-	-	-	-	-
<b>Equipment Total</b>	<b>189,529</b>	<b>360,830</b>	<b>350,000</b>	<b>350,000</b>	<b>350,000</b>	<b>350,000</b>

The School Board of Sarasota County, Florida  
2018/2019 Capital Outlay Fund Budget

**Total of All Capital Funds**

Comparative Statement of Estimated and Actual Revenues, Appropriations, and Changes in Fund Balance  
For the Years 2017-2018 through 2022-2023

	2017/2018 Unaudited Actual	2018/2019 Projected Budget	2019/2020 Projected Budget	2020/2021 Projected Budget	2021/2022 Projected Budget	2022/2023 Projected Budget
<b>Facilities/Maintenance Projects</b>						
District Wide Environ. Health & Safety (Proj. 4516)	262,749	115,000	115,000	115,000	115,000	115,000
District Wide HVAC (Project 4517)	1,751,649	1,000,000	860,000	750,000	750,000	750,000
District Wide Playgrounds (Project 3675)	325,568	-	175,000	175,000	175,000	175,000
District Wide LED Lighting (Project 5530)	520,393	500,000	500,000	500,000	500,000	500,000
District Wide Reroofing (Project 4562)	744,236	2,038,524	2,038,524	2,038,524	2,038,524	2,029,098
District Wide Painting (Project 4573)	495,485	1,265,000	1,265,000	1,265,000	1,265,000	1,265,000
District Wide Fire Alarm Upgrades (Project 4576)	-	150,000	150,000	150,000	150,000	150,000
District Wide Flooring (Project 4673)	1,501,276	1,000,000	1,000,000	1,000,000	1,000,000	1,000,000
Covered Walkways (Project 3673)	64,895	-	250,000	250,000	250,000	250,000
Instructional/District Remodel (Project 5542)	3,034,933	1,530,000	1,530,000	1,530,000	1,530,000	1,530,000
Classrooms of Tomorrow (Project 5500)	696,741	250,000	250,000	250,000	250,000	250,000
Computer Labs (Proj. 4607)	9,026	100,000	100,000	100,000	100,000	100,000
District Wide Improvements (Projects 5604 & 3619)	651,326	1,100,000	1,100,000	1,100,000	900,000	600,000
Preservation of Asset Value (Project 5901)	1,240,544	500,000	350,000	350,000	350,000	350,000
Custodial/Maintenance Equipment (Project 5910)	393,061	280,000	205,000	205,000	205,000	205,000
High School Rubber Tracks (Project 3226)	857,760	-	360,000	160,000	150,000	150,000
Cafeteria FF&E	-	150,000	150,000	150,000	150,000	150,000
<b>Facilities/Maintenance Projects Total</b>	<b>12,549,642</b>	<b>9,978,524</b>	<b>10,398,524</b>	<b>10,088,524</b>	<b>9,878,524</b>	<b>9,569,098</b>
<b>Safety &amp; Security</b>						
District Wide Safety & Security (Project 4577)	463,596	1,800,000	1,800,000	1,800,000	1,800,000	1,800,000
Radio Systems (Project 4005)	78,758	75,000	75,000	75,000	75,000	75,000
Security Cameras (Project 4010)	2,455,228	600,000	600,000	600,000	600,000	600,000
Single Point of Entry (Project 4014)	5,860,508	12,500,000	500,000	500,000	500,000	500,000
Access Control (Project 4015)	316,063	1,150,000	1,150,000	1,150,000	1,150,000	1,150,000
Fencing (Project 3670)	4,485,848	12,500,000	1,500,000	1,500,000	1,000,000	1,000,000
D/W CSI Campus Security Initiative (Project 4575)	32,351	-	-	-	-	-
Intercom Systems (Project 3080)	929,822	250,000	250,000	250,000	250,000	250,000
<b>Safety &amp; Security Total</b>	<b>14,622,174</b>	<b>28,875,000</b>	<b>5,875,000</b>	<b>5,875,000</b>	<b>5,375,000</b>	<b>5,375,000</b>
<b>Technology</b>						
Fiber Optics (Project 3074)	-	1,000,000	1,000,000	1,000,000	6,000,000	5,500,000
District Wide Communications Support (Project 3561)	1,036,362	530,000	530,000	530,000	530,000	530,000
Local Area Network (LAN) Support (Project 4569)	1,788,052	1,199,000	1,199,000	1,199,000	1,199,000	1,199,000
Computing Infrastructure (Project 4605)	346,102	425,000	425,000	425,000	425,000	425,000
Crosspoint Upgrade (Project 4606)	189,334	-	-	-	-	-
Computer Replenishment Program (Proj. 468X HP L)	605,843	150,000	246,000	246,000	246,000	246,000
Classroom Instructional Technologies (Project 3019)	6,632,314	1,500,000	4,000,000	4,000,000	4,000,000	4,000,000
District Instructional Technologies (Project 3072)	332,227	501,564	516,611	532,110	548,073	548,073
Scoreboard Replacements (Project 3677)	1,458	30,000	30,000	30,000	30,000	30,000
Prof. Dev. System Replacement (Proj. 3076)	-	50,000	50,000	50,000	50,000	50,000
Digital Devices (Proj. 3037)	632,801	375,000	375,000	375,000	375,000	375,000
Software Development Instruc. Eval. Sys. (Proj. 307)	449,551	176,000	-	-	-	-
IT Flex Facility Space/Devices (Project 3079)	720	250,000	450,000	450,000	450,000	450,000
TEL Studio (Project 3039)	-	100,000	100,000	100,000	100,000	100,000
<b>Technology Total</b>	<b>12,014,764</b>	<b>6,286,564</b>	<b>8,921,611</b>	<b>8,937,110</b>	<b>13,953,073</b>	<b>13,453,073</b>
<b>Recurring Costs Total</b>	<b>48,679,765</b>	<b>52,826,229</b>	<b>33,800,234</b>	<b>34,198,512</b>	<b>41,039,015</b>	<b>37,764,571</b>

The School Board of Sarasota County, Florida  
2018/2019 Capital Outlay Fund Budget

**Total of All Capital Funds**

Comparative Statement of Estimated and Actual Revenues, Appropriations, and Changes in Fund Balance  
For the Years 2017-2018 through 2022-2023

	2017/2018 Unaudited Actual	2018/2019 Projected Budget	2019/2020 Projected Budget	2020/2021 Projected Budget	2021/2022 Projected Budget	2022/2023 Projected Budget
<b>Capital Projects</b>						
<b>Elementary School</b>						
Bay Haven Building 4 (Project 5604)	400,000	-	5,000,000	5,000,000	-	-
Emma E. Booker Master Plan/Renovations (Project : Englewood Bldg 6	87,063	-	1,500,000	-	-	-
Fruitville Classroom Renovation (Project 3132)	6,196	-	-	-	1,000,000	-
Gocio Art/Music/PE/Resource Bldg - New Wing	-	-	4,000,000	5,200,000	-	-
Brentwood Renovation/Cafeteria w/Stormwater(Proj)	14,268,864	-	-	-	-	-
Glenallen Renovations (Project 3461)	248,085	1,000,000	-	-	-	-
Elementary J	-	-	-	-	-	30,000,000
Garden Elementary Campus Site Improvements	-	-	-	750,000	-	-
<b>Elementary Schools Total</b>	<b>15,010,208</b>	<b>1,000,000</b>	<b>14,700,000</b>	<b>10,950,000</b>	<b>1,000,000</b>	<b>30,000,000</b>
<b>Middle Schools</b>						
Venice Middle HVAC (Project 5573)	12,455,848	-	-	-	-	-
Sarasota Middle HVAC (Project 4031)	1,342	-	-	-	-	-
<b>Middle Schools Total</b>	<b>12,457,190</b>	<b>-</b>	<b>-</b>	<b>-</b>	<b>-</b>	<b>-</b>
<b>High Schools</b>						
Booker High VPA (Project 3087)	1,500,000	-	-	-	-	-
VHS Classroom Wing (Project 3227)	51,607	-	-	-	-	-
Sarasota High Rebuild (Project 3055)	2,564,094	-	-	-	-	-
SHS Ancillary Electrical Svc Relocation (Project 305	227,692	-	-	-	-	-
Venice High Classroom Wing	-	-	-	-	5,000,000	5,000,000
VHS Baseball Stadium Entry (Project 3228)	-	-	-	-	-	-
North Port High HVAC/Science Wing (Project 4505)	-	3,500,000	-	9,000,000	9,000,000	-
<b>High Schools Total</b>	<b>4,343,393</b>	<b>3,500,000</b>	<b>-</b>	<b>9,000,000</b>	<b>14,000,000</b>	<b>5,000,000</b>
<b>Other Schools</b>						
Pine View HVAC/Renovations (Project 3021)	8,010,074	-	-	3,800,000	-	-
Pine View Classroom Wing (Project 3023)	53,107	-	10,000,000	6,200,000	-	-
Laurel Nokomis ESE	-	-	1,050,000	-	-	-
Pine View Science Lab (Project 3210)	1,007,099	-	-	-	-	-
North Port STC (Project 4635 - 4637)	9,296,130	-	-	-	-	-
STC Renovations - Phases IA/II (Project 3392)	231,298	-	-	-	-	-
STC Renovations Phase III (Project 3393)	-	-	-	-	7,500,000	-
Oak Park Front Office (Project 5604)	125,000	1,000,000	-	-	-	-
<b>Other Schools Total</b>	<b>18,722,708</b>	<b>1,000,000</b>	<b>11,050,000</b>	<b>10,000,000</b>	<b>7,500,000</b>	<b>-</b>
<b>Other Projects</b>						
Landings Renovations (Project 3620)	357,330	-	-	-	-	-
Land Purchases (Project 5660)	-	3,000,000	10,000,000	-	-	-
Fuel Tax Paving Projects	189,526	-	-	-	-	-
Capital Master Planning	376,020	-	-	-	-	-
Charter School Payments (Project 3279)	7,890,096	-	10,992,462	12,135,016	14,160,067	15,616,122
Data Transmission Alternatives	-	-	-	-	5,000,000	5,000,000
<b>Other Projects Total</b>	<b>8,812,972</b>	<b>3,000,000</b>	<b>20,992,462</b>	<b>12,135,016</b>	<b>19,160,067</b>	<b>20,616,122</b>
<b>Capital Projects Total</b>	<b>59,346,471</b>	<b>8,500,000</b>	<b>46,742,462</b>	<b>42,085,016</b>	<b>41,660,067</b>	<b>55,616,122</b>
<b>Total Appropriations</b>	<b>\$ 156,547,287</b>	<b>\$ 112,714,151</b>	<b>\$ 130,286,322</b>	<b>\$ 126,857,559</b>	<b>\$ 133,719,276</b>	<b>\$ 144,998,271</b>
<b>Ending Fund Balance</b>	<b>\$ 25,186,087</b>	<b>\$ 32,271,063</b>	<b>\$ 25,765,732</b>	<b>\$ 28,533,730</b>	<b>\$ 29,166,028</b>	<b>\$ 20,821,269</b>
<b>Composition of Ending Fund Balance</b>						
Assigned - Project Contingency	\$ 7,898,059	\$ 8,318,292	\$ 8,771,491	\$ 9,178,483	\$ 9,529,358	\$ 9,764,981
Assigned - Future Capital Projects	-	-	-	-	-	-
Restricted - Future Capital Projects	17,288,028	23,952,771	16,994,241	19,355,247	19,636,670	11,056,288
<b>Total Ending Fund Balance</b>	<b>\$ 25,186,087</b>	<b>\$ 32,271,063</b>	<b>\$ 25,765,732</b>	<b>\$ 28,533,730</b>	<b>\$ 29,166,028</b>	<b>\$ 20,821,269</b>
<b>Ending Fund Balance by Fund</b>						
3370 Millage	\$ 11,119,185	\$ 16,876,387	\$ 12,267,581	\$ 13,647,968	\$ 12,510,345	\$ 12,425,862
3390 Sales Tax	4,984,529	5,162,303	8,951,264	9,406,365	6,396,088	6,085,811
3395 Impact Fees	8,382,000	9,532,000	3,682,000	4,032,000	8,082,000	132,000
3397 Other Capital Funds	700,373	700,373	700,373	700,373	700,373	700,373
3340 PECO	-	-	164,513	747,024	1,477,222	1,477,222
<b>Total Ending Fund Balance by Fund</b>	<b>\$ 25,186,087</b>	<b>\$ 32,271,063</b>	<b>\$ 25,765,732</b>	<b>\$ 28,533,730</b>	<b>\$ 29,166,028</b>	<b>\$ 20,821,269</b>

SUPPLEMENTAL INFORMATION  
CAPITAL PROJECTS BY INDIVIDUAL FUND



The School Board of Sarasota County, Florida  
2018/2019 Capital Outlay Fund Budget

**Millage Levy**

Comparative Statement of Estimated and Actual Revenues, Appropriations, and Changes in Fund Balance  
For the Years 2017-2018 through 2022-2023

	2017/2018 Unaudited Actual	2018/2019 Projected Budget	2019/2020 Projected Budget	2020/2021 Projected Budget	2021/2022 Projected Budget	2022/2023 Projected Budget
<b>Estimated Revenues</b>						
Local Sources						
Local Ad Valorem Taxes	\$ 85,416,627	\$ 90,470,398	\$ 95,898,622	\$ 100,693,553	\$ 104,721,296	\$ 107,862,934
Interest	505,092	-	-	-	-	-
Investment Net Increase (Decrease) - Fair Value	448,942	-	-	-	-	-
Total Local Sources	86,370,661	90,470,398	95,898,622	100,693,553	104,721,296	107,862,934
<b>Total Revenues</b>	<b>86,370,661</b>	<b>90,470,398</b>	<b>95,898,622</b>	<b>100,693,553</b>	<b>104,721,296</b>	<b>107,862,934</b>
Other Financing Sources						
Loss Recoveries	3,521	-	-	-	-	-
Total Other Financing Sources	3,521	-	-	-	-	-
Total Revenues and Other Financing Sources (Net)	86,374,182	90,470,398	95,898,622	100,693,553	104,721,296	107,862,934
Beginning Fund Balance	36,208,260	11,119,185	16,876,387	12,267,581	13,647,968	12,510,344
<b>Total Funds Available for Capital Needs</b>	<b>\$ 122,582,442</b>	<b>\$ 101,589,583</b>	<b>\$ 112,775,009</b>	<b>\$ 112,961,134</b>	<b>\$ 118,369,264</b>	<b>\$ 120,373,278</b>
<b>Appropriations</b>						
Debt Service						
Materials Mgt Copier Lease Purch. (Proj. 4691 - Certificates of Participation Series 2009 (2294)	\$ 262,224 5,648,388	\$ 247,543 5,645,163	\$ 147,769 -	\$ 145,872 -	\$ 145,872 -	\$ 145,872 -
Certificates of Participation Series 2010B (2297)	5,163,600	5,161,350	5,163,250	-	-	-
Certificates of Participation Series 2016 (2298)	2,571,126	2,571,766	8,211,971	13,373,605	13,378,280	13,379,127
COPS: QSC Bonds Series 2010A ( 2296) 4689)	2,216,967 12,563,345	2,273,431 11,992,552	2,273,431 12,548,846	2,273,431 12,847,264	2,273,431 12,944,999	2,273,431 13,189,244
Dues and Fees	-	2,500	2,500	2,500	2,500	2,500
Debt Service Total	28,425,650	27,894,305	28,347,767	28,642,672	28,745,082	28,990,174
Transfers						
Millage Maintenance Transfer	13,463,712	13,463,712	13,665,668	13,870,653	14,078,712	14,289,893
Equipment Transfer	1,669,226	1,752,687	1,840,322	1,932,338	2,028,955	2,130,402
Software Licensing	-	1,350,000	1,350,000	1,350,000	1,350,000	1,350,000
Property Casualty Insurance Transfer	2,253,896	2,528,681	2,566,611	2,605,110	2,644,187	2,683,850
Transfers Total	17,386,834	19,095,080	19,422,601	19,758,101	20,101,854	20,454,145
Total Transfers and Debt Service	45,812,484	46,989,385	47,770,367	48,400,772	48,846,936	49,444,319
<b>Remaining Funds Available for Capital Projects</b>	<b>76,769,958</b>	<b>54,600,198</b>	<b>65,004,642</b>	<b>64,560,362</b>	<b>69,522,328</b>	<b>70,928,959</b>
<b>Recurring Costs</b>						
Buses/Vehicles						
School Bus Replacement (Project 3026)	4,733,464	1,500,000	3,000,000	3,858,750	3,358,750	3,858,750
Buses/Vehicles Total	4,733,464	1,500,000	3,000,000	3,858,750	3,358,750	3,858,750
Construction Services and Planning Department						
Construction Services and Planning Dept. Salaries	900,378	2,235,073	2,268,599	2,302,628	2,337,168	2,372,225
Construction Services Department Expenses (Proj Capital Master Planning (Project 4560)	37,582 -	87,640 55,000	85,000 150,000	85,000 150,000	85,000 150,000	85,000 150,000
District Wide Planning Dept Expenses (Project 456)	-	61,098	60,000	60,000	60,000	60,000
District Wide Portables Demolition (Project 3425)	26,785	-	-	-	3,700,000	1,200,000
PE Bathrooms Project (Project 5050)	198,833	-	200,000	200,000	200,000	200,000
Small Projects (Project 5540)	84,613	-	-	-	-	-
Construction Services and Long Range Planning Total	1,248,191	2,438,811	2,763,599	2,797,628	6,532,168	4,067,225
Facilities/Maintenance Projects						
District Wide Environ. Health & Safety (Proj. 4516)	252,351	90,000	90,000	90,000	90,000	90,000
District Wide HVAC (Project 4517)	1,680,190	870,000	810,000	700,000	700,000	700,000
District Wide LED Lighting (Project 5530)	83,063	-	-	-	-	-
District Wide Reroofing (Project 4562)	506,115	1,450,000	1,450,000	1,450,000	1,450,000	1,450,000
District Wide Painting (Project 4573)	445,564	1,200,000	1,200,000	1,200,000	1,200,000	1,200,000
District Wide Fire Alarm Upgrades (Project 4576)	-	150,000	150,000	150,000	150,000	150,000
District Wide Flooring (Project 4673)	1,494,635	950,000	950,000	950,000	950,000	950,000
Covered Walkways (Project 3673)	561	-	250,000	250,000	250,000	250,000
Instructional/District Remodel (Project 5542)	2,998,438	1,425,000	1,425,000	1,425,000	1,425,000	1,425,000
Classrooms of Tomorrow (Project 5500)	696,741	250,000	250,000	250,000	250,000	250,000
Computer Labs (Proj. 4607) 3619)	9,026 174,709	100,000 1,100,000	100,000 1,100,000	100,000 1,100,000	100,000 600,000	100,000 600,000
Preservation of Asset Value (Project 5901)	1,240,544	500,000	350,000	350,000	350,000	350,000
Custodial/Maintenance Equipment (Project 5910)	116,228	125,000	125,000	125,000	125,000	125,000
High School Rubber Tracks (Project 3226)	-	-	360,000	160,000	150,000	150,000
Facilities/Maintenance Projects Total	9,698,165	8,210,000	8,610,000	8,300,000	7,790,000	7,790,000

The School Board of Sarasota County, Florida  
2018/2019 Capital Outlay Fund Budget

**Millage Levy**

Comparative Statement of Estimated and Actual Revenues, Appropriations, and Changes in Fund Balance  
For the Years 2017-2018 through 2022-2023

	2017/2018 Unaudited Actual	2018/2019 Projected Budget	2019/2020 Projected Budget	2020/2021 Projected Budget	2021/2022 Projected Budget	2022/2023 Projected Budget
<b>Safety &amp; Security</b>						
District Wide Safety & Security (Project 4577)	368,544	1,300,000	1,300,000	1,300,000	1,300,000	1,300,000
Radio Systems (Project 4005)	76,537	75,000	75,000	75,000	75,000	75,000
Security Cameras (Project 4010)	996,123	100,000	100,000	100,000	100,000	-
Single Point of Entry (Project 4014)	5,860,508	10,500,000	500,000	500,000	500,000	500,000
Access Control (Project 4015)	258,470	-	-	-	-	-
Fencing (Project 3670)	3,529,494	11,500,000	500,000	500,000	500,000	500,000
D/W CSI Campus Security Initiative (Project 4575)	32,351	-	-	-	-	-
<b>Safety &amp; Security Total</b>	<b>11,122,027</b>	<b>23,475,000</b>	<b>2,475,000</b>	<b>2,475,000</b>	<b>2,475,000</b>	<b>2,375,000</b>
<b>Technology</b>						
Career Technical Education (Project 2051)	192,000	-	96,000	96,000	96,000	96,000
Classroom Instructional Technologies (Project 3019)	64,750	-	-	-	-	1,500,000
TEL Studio (Project 3039)	-	100,000	100,000	100,000	100,000	100,000
<b>Technology Total</b>	<b>256,750</b>	<b>100,000</b>	<b>196,000</b>	<b>196,000</b>	<b>196,000</b>	<b>1,696,000</b>
<b>Recurring Costs Total</b>	<b>27,058,597</b>	<b>35,723,811</b>	<b>17,044,599</b>	<b>17,627,378</b>	<b>20,351,918</b>	<b>19,786,975</b>
<b>Capital Projects</b>						
<b>Elementary School</b>						
Bay Haven Building 4 (Project 5604)	400,000	-	5,000,000	5,000,000	-	-
Emma E. Booker Master Plan/Renovations (Project Englewood Bldg 6)	87,063	-	1,500,000	-	-	-
Fruitville Classroom Wing (Project 3132)	-	-	4,200,000	-	-	-
Gocio Art/Music/PE/Resource Bldg - New Wing	-	-	-	-	1,000,000	-
Brentwood Renovation/Cafeteria w/Stormwater(Proj)	14,268,864	-	4,000,000	5,200,000	-	-
Elementary J	-	-	-	-	-	18,100,000
Garden Elementary Entry & Front Office	-	-	-	750,000	-	-
<b>Elementary Schools Total</b>	<b>14,755,927</b>	<b>-</b>	<b>14,700,000</b>	<b>10,950,000</b>	<b>1,000,000</b>	<b>18,100,000</b>
<b>Middle Schools</b>						
Venice Middle HVAC (Project 5573)	1,365,836	-	-	-	-	-
Sarasota Middle HVAC (Project 4031)	1,342	-	-	-	-	-
<b>Middle Schools Total</b>	<b>1,367,178</b>	<b>-</b>	<b>-</b>	<b>-</b>	<b>-</b>	<b>-</b>
<b>High Schools</b>						
Booker High VPA (Project 3087)	1,500,000	-	-	-	-	-
VHS Classroom Wing (Project 3227)	51,607	-	-	-	-	-
Sarasota High Rebuild (Project 3055)	1,932,163	-	-	-	-	-
SHS Ancillary Electrical Svc Relocation (Project 3055)	227,692	-	-	-	-	-
Venice High Classroom Wing (4505)	-	-	-	-	5,000,000	5,000,000
<b>High Schools Total</b>	<b>3,711,462</b>	<b>2,000,000</b>	<b>-</b>	<b>9,000,000</b>	<b>14,000,000</b>	<b>5,000,000</b>
<b>Other Schools</b>						
Pine View HVAC/Renovations (Project 3021)	4,438,080	-	-	-	-	-
Pine View Classroom Wing (Project 3023)	2,875	-	10,000,000	1,200,000	-	-
Pine View Science Lab (Project 3210)	1,007,099	-	-	-	-	-
North Port STC (Project 4635 - 4637)	4,871,731	-	-	-	-	-
STC NP Chiller ENC/Fencing (Project 4638)	46,708	-	-	-	-	-
STC Renovations Phase III (Project 3393)	-	-	-	-	7,500,000	-
Oak Park Front Office (Project 5604)	125,000	-	-	-	-	-
<b>Other Schools Total</b>	<b>10,491,493</b>	<b>-</b>	<b>10,000,000</b>	<b>1,200,000</b>	<b>7,500,000</b>	<b>-</b>
<b>Other Projects</b>						
Land Purchases (Project 5660)	-	-	-	-	-	-
Capital Master Planning (Project 4560)	376,020	-	-	-	-	-
Charter School Payments (Project 3279)	7,890,096	-	10,992,462	12,135,016	14,160,067	15,616,122
<b>Other Projects Total</b>	<b>8,266,116</b>	<b>-</b>	<b>10,992,462</b>	<b>12,135,016</b>	<b>14,160,067</b>	<b>15,616,122</b>
<b>Capital Projects Total</b>	<b>38,592,176</b>	<b>2,000,000</b>	<b>35,692,462</b>	<b>33,285,016</b>	<b>36,660,067</b>	<b>38,716,122</b>
<b>Total Appropriations</b>	<b>\$ 111,463,257</b>	<b>\$ 84,713,196</b>	<b>\$ 100,507,428</b>	<b>\$ 99,313,166</b>	<b>\$ 105,858,920</b>	<b>\$ 107,947,416</b>
<b>Ending Fund Balance</b>	<b>\$ 11,119,185</b>	<b>\$ 16,876,387</b>	<b>\$ 12,267,581</b>	<b>\$ 13,647,968</b>	<b>\$ 12,510,344</b>	<b>\$ 12,425,862</b>

The School Board of Sarasota County, Florida  
2018/2019 Capital Outlay Fund Budget

**Sales Tax**

Comparative Statement of Estimated and Actual Revenues, Appropriations, and Changes in Fund Balance  
For the Years 2017-2018 through 2022-2023

	2017/2018 Unaudited Actual	2018/2019 Projected Budget	2019/2020 Projected Budget	2020/2021 Projected Budget	2021/2022 Projected Budget	2022/2023 Projected Budget
<b>Estimated Revenues</b>						
Local Sources						
Local Sales Tax	\$ 19,890,827	\$ 20,440,168	\$ 21,054,573	\$ 21,686,210	\$ 22,336,797	\$ 22,336,797
Interest	126,315	100,000	100,000	100,000	100,000	100,000
Investment Net Increase (Decrease) - Fair Value	100,551	-	-	-	-	-
Total Local Sources	<u>20,117,693</u>	<u>20,540,168</u>	<u>21,154,573</u>	<u>21,786,210</u>	<u>22,436,797</u>	<u>22,436,797</u>
<b>Total Revenues</b>	<b>20,117,693</b>	<b>20,540,168</b>	<b>21,154,573</b>	<b>21,786,210</b>	<b>22,436,797</b>	<b>22,436,797</b>
Total Revenues and Other Financing Sources (Net)	<b>20,117,693</b>	<b>20,540,168</b>	<b>21,154,573</b>	<b>21,786,210</b>	<b>22,436,797</b>	<b>22,436,797</b>
Beginning Fund Balance	25,101,031	4,984,529	5,162,303	8,951,264	9,406,365	6,396,088
<b>Total Funds Available for Capital Needs</b>	<b>\$ 45,218,724</b>	<b>\$ 25,524,697</b>	<b>\$ 26,316,876</b>	<b>\$ 30,737,475</b>	<b>\$ 31,843,162</b>	<b>\$ 28,832,885</b>
<b>Remaining Funds Available for Capital Projects</b>	<b>45,218,724</b>	<b>25,524,697</b>	<b>26,316,876</b>	<b>30,737,475</b>	<b>31,843,162</b>	<b>28,832,885</b>
<b>Recurring Costs</b>						
Buses/Vehicles						
District Wide Vehicle Replacement (Project 3016)	\$ 721,417	\$ 500,000	\$ 500,000	\$ 500,000	\$ 500,000	\$ 500,000
School Bus Replacement (Project 3026)	-	1,500,000	-	-	500,000	-
Buses/Vehicles Total	<u>721,417</u>	<u>2,000,000</u>	<u>500,000</u>	<u>500,000</u>	<u>1,000,000</u>	<u>500,000</u>
Construction Services and Planning Department						
Construction Services Dept. Expenses (Proj. 0000)	26,044	40,000	40,000	40,000	40,000	40,000
Capital Master Planning	-	95,000	-	-	-	-
District Wide Planning Dept Expenses	328	-	-	-	-	-
District Wide Portables Demolition (Project 3425)	1,891,768	1,200,000	1,200,000	1,200,000	-	-
Small Projects (Project 5540)	619,061	-	500,000	500,000	500,000	500,000
Construction Services and Long Range Planning Total	<u>2,537,201</u>	<u>1,335,000</u>	<u>1,740,000</u>	<u>1,740,000</u>	<u>540,000</u>	<u>540,000</u>
Equipment						
Food & Nutrition Services Equipment Replacement	100,000	100,000	100,000	100,000	100,000	100,000
District Wide Equip. Other Departments (Proj. Time & Attendance System (Project 3015)	34,538	260,830	250,000	250,000	250,000	250,000
Equipment Total	<u>189,529</u>	<u>360,830</u>	<u>350,000</u>	<u>350,000</u>	<u>350,000</u>	<u>350,000</u>
Facilities/Maintenance Projects						
District Wide Environ. Health & Safety (Project 4517)	10,398	25,000	25,000	25,000	25,000	25,000
District Wide HVAC (Project 4517)	71,459	130,000	50,000	50,000	50,000	50,000
District Wide Playgrounds (Project 3675)	325,568	-	175,000	175,000	175,000	175,000
District Wide LED Lighting (Project 5530)	437,330	500,000	500,000	500,000	500,000	500,000
District Wide Reroofing (Project 4562)	33,233	400,000	400,000	400,000	400,000	400,000
District Wide Painting (Project 4573)	49,921	65,000	65,000	65,000	65,000	65,000
District Wide Flooring (Project 4673)	6,641	50,000	50,000	50,000	50,000	50,000
Covered Walkways	64,334	-	-	-	-	-
Instructional/District Remodel (Project 5542)	36,495	105,000	105,000	105,000	105,000	105,000
District Wide Improvements (Projects 5604 & 3619)	438,403	-	-	-	300,000	-
Custodial/Maintenance Equipment (Project 5910)	276,833	155,000	80,000	80,000	80,000	80,000
High School Rubber Tracks (Project 3226)	857,760	-	-	-	-	-
Cafeteria FF&E	-	150,000	150,000	150,000	150,000	150,000
Facilities/Maintenance Projects Total	<u>2,608,375</u>	<u>1,580,000</u>	<u>1,600,000</u>	<u>1,600,000</u>	<u>1,900,000</u>	<u>1,600,000</u>
Safety & Security						
District Wide Safety & Security (Project 4577)	95,052	500,000	500,000	500,000	500,000	500,000
Radio Systems (Project 4005)	2,221	-	-	-	-	-
Security Cameras (Proj. 4010)	1,459,105	500,000	500,000	500,000	500,000	600,000
Single Point of Entry (Project 4014)	-	2,000,000	-	-	-	-
Access Control (Project 4015)	57,593	1,150,000	1,150,000	1,150,000	1,150,000	1,150,000
Fencing (Project 3670)	956,354	1,000,000	1,000,000	1,000,000	500,000	500,000
Intercom Systems (Project 3080)	929,822	250,000	250,000	250,000	250,000	250,000
Safety & Security Total	<u>3,500,147</u>	<u>5,400,000</u>	<u>3,400,000</u>	<u>3,400,000</u>	<u>2,900,000</u>	<u>3,000,000</u>



The School Board of Sarasota County, Florida  
2018/2019 Capital Outlay Fund Budget

**Sales Tax**

Comparative Statement of Estimated and Actual Revenues, Appropriations, and Changes in Fund Balance  
For the Years 2017-2018 through 2022-2023

	2017/2018 Unaudited Actual	2018/2019 Projected Budget	2019/2020 Projected Budget	2020/2021 Projected Budget	2021/2022 Projected Budget	2022/2023 Projected Budget
<b>Technology</b>						
Fiber Optics (Project 3074)	-	1,000,000	1,000,000	1,000,000	6,000,000	5,500,000
District Wide Communications Support (Project 356)	1,036,362	530,000	530,000	530,000	530,000	530,000
Local Area Network (LAN) Support (Project 4569)	1,788,052	1,199,000	1,199,000	1,199,000	1,199,000	1,199,000
Computing Infrastructure (Project 4605)	346,102	425,000	425,000	425,000	425,000	425,000
Crosspoint Upgrade (Project 4606)	189,334	-	-	-	-	-
Auditorium Sound/Lighting Systems (Project 4608)	413,843	150,000	150,000	150,000	150,000	150,000
Classroom Instructional Technologies (Project 3072)	6,567,564	1,500,000	4,000,000	4,000,000	4,000,000	2,500,000
District Instructional Technologies (Project 3072)	332,227	501,564	516,611	532,110	548,073	548,073
Scoreboard Replacements (Project 3677)	1,458	30,000	30,000	30,000	30,000	30,000
Prof. Dev. System Replacement (Proj. 3076)	-	50,000	50,000	50,000	50,000	50,000
Digital Devices (Proj. 3037)	632,801	375,000	375,000	375,000	375,000	375,000
Software Develop Instruc. Eval. Sys. (Proj. 3078)	449,551	176,000	-	-	-	-
IT Flex Facility Space/Devices (Project 3079)	720	250,000	450,000	450,000	450,000	450,000
<b>Technology Total</b>	<b>11,758,014</b>	<b>6,186,564</b>	<b>8,725,611</b>	<b>8,741,110</b>	<b>13,757,073</b>	<b>11,757,073</b>
<b>Recurring Costs Total</b>	<b>21,314,683</b>	<b>16,862,394</b>	<b>16,315,611</b>	<b>16,331,110</b>	<b>20,447,073</b>	<b>17,747,073</b>
<b>Capital Projects</b>						
<b>Elementary School</b>						
Fruitville Classroom Wing (Project 3132)	6,196	-	-	-	-	-
Glenallen Renovations	248,085	1,000,000	-	-	-	-
<b>Elementary Schools Total</b>	<b>254,281</b>	<b>1,000,000</b>	<b>-</b>	<b>-</b>	<b>-</b>	<b>-</b>
<b>Middle Schools</b>						
Venice Middle HVAC (Project 5573)	11,090,012	-	-	-	-	-
<b>Middle Schools Total</b>	<b>11,090,012</b>	<b>-</b>	<b>-</b>	<b>-</b>	<b>-</b>	<b>-</b>
<b>High Schools</b>						
Sarasota High Rebuild (Project 3055)	631,931	-	-	-	-	-
North Port High HVAC/Science Wing (Project 4505)	-	1,500,000	-	-	-	-
<b>High Schools Total</b>	<b>631,931</b>	<b>1,500,000</b>	<b>-</b>	<b>-</b>	<b>-</b>	<b>-</b>
<b>Other Schools</b>						
Pine View HVAC/Renovations (Project 3021)	3,571,994	-	-	-	-	-
Pine View Classroom Wing (Project 3023)	50,232	-	-	5,000,000	-	-
Laurel Nokomis ESE	-	-	1,050,000	-	-	-
North Port STC (Project 4635 - 4637)	2,779,142	-	-	-	-	-
STC NP Chiller ENC/Fencing (Project 4638)	184,590	-	-	-	-	-
Oak Park Front Office	-	1,000,000	-	-	-	-
<b>Other Schools Total</b>	<b>6,585,958</b>	<b>1,000,000</b>	<b>1,050,000</b>	<b>5,000,000</b>	<b>-</b>	<b>-</b>
<b>Other Projects</b>						
Landings Renovations (Project 3620)	357,330	-	-	-	-	-
Data Transmission Alternatives	-	-	-	-	5,000,000	5,000,000
<b>Other Projects Total</b>	<b>357,330</b>	<b>-</b>	<b>-</b>	<b>-</b>	<b>5,000,000</b>	<b>5,000,000</b>
<b>Capital Projects Total</b>	<b>18,919,512</b>	<b>3,500,000</b>	<b>1,050,000</b>	<b>5,000,000</b>	<b>5,000,000</b>	<b>5,000,000</b>
<b>Total Appropriations</b>	<b>\$ 40,234,195</b>	<b>\$ 20,362,394</b>	<b>\$ 17,365,611</b>	<b>\$ 21,331,110</b>	<b>\$ 25,447,073</b>	<b>\$ 22,747,073</b>
<b>Ending Fund Balance</b>	<b>\$ 4,984,529</b>	<b>\$ 5,162,303</b>	<b>\$ 8,951,264</b>	<b>\$ 9,406,365</b>	<b>\$ 6,396,088</b>	<b>\$ 6,085,811</b>

The School Board of Sarasota County, Florida  
2018/2019 Capital Outlay Fund Budget

**Public Education Capital Outlay**

Comparative Statement of Estimated and Actual Revenues, Appropriations, and Changes in Fund Balance  
For the Years 2017-2018 through 2022-2023

	2017/2018 Unaudited Actual	2018/2019 Projected Budget	2019/2020 Projected Budget	2020/2021 Projected Budget	2021/2022 Projected Budget	2022/2023 Projected Budget
<b>Estimated Revenues</b>						
State Sources						
PECO Construction (Maintenance)	\$ 770,992	\$ 770,992	\$ 770,992	\$ 770,992	\$ 770,992	\$ 770,992
PECO Construction (New Construction)	-	-	164,513	582,511	730,198	-
Total State Sources	<u>770,992</u>	<u>770,992</u>	<u>935,505</u>	<u>1,353,503</u>	<u>1,501,190</u>	<u>770,992</u>
<b>Total Revenues</b>	<b>770,992</b>	<b>770,992</b>	<b>935,505</b>	<b>1,353,503</b>	<b>1,501,190</b>	<b>770,992</b>
Beginning Fund Balance	-	-	-	164,513	747,024	1,477,222
<b>Total Funds Available for Capital Needs</b>	<b>\$ 770,992</b>	<b>\$ 770,992</b>	<b>\$ 935,505</b>	<b>\$ 1,518,016</b>	<b>\$ 2,248,214</b>	<b>\$ 2,248,214</b>
<b>Appropriations</b>						
Transfers						
PECO Maintenance Transfer	\$ 770,992	\$ 770,992	\$ 770,992	\$ 770,992	\$ 770,992	\$ 770,992
Transfers Total	<u>770,992</u>	<u>770,992</u>	<u>770,992</u>	<u>770,992</u>	<u>770,992</u>	<u>770,992</u>
<b>Total Appropriations</b>	<b>\$ 770,992</b>	<b>\$ 770,992</b>	<b>\$ 770,992</b>	<b>\$ 770,992</b>	<b>\$ 770,992</b>	<b>\$ 770,992</b>
<b>Ending Fund Balance</b>	<b>\$ -</b>	<b>\$ -</b>	<b>\$ 164,513</b>	<b>\$ 747,024</b>	<b>\$ 1,477,222</b>	<b>\$ 1,477,222</b>

**Capital Outlay Debt Service**

Comparative Statement of Estimated and Actual Revenues, Appropriations, and Changes in Fund Balance  
For the Years 2017-2018 through 2022-2023

	2017/2018 Unaudited Actual	2018/2019 Projected Budget	2019/2020 Projected Budget	2020/2021 Projected Budget	2021/2022 Projected Budget	2022/2023 Projected Budget
<b>Estimated Revenues</b>						
State Sources						
CO & DS Distributed	\$ 167,592	\$ 169,326	\$ 169,326	\$ 169,326	\$ 169,326	\$ 160,860
CO & DS Interest	20,698	20,698	20,698	20,698	20,698	19,663
<b>Total Revenues</b>	<b>188,290</b>	<b>190,024</b>	<b>190,024</b>	<b>190,024</b>	<b>190,024</b>	<b>180,523</b>
Beginning Fund Balance	16,598	-	-	-	-	-
<b>Total Funds Available for Capital Needs</b>	<b>\$ 204,888</b>	<b>\$ 190,024</b>	<b>\$ 190,024</b>	<b>\$ 190,024</b>	<b>\$ 190,024</b>	<b>\$ 180,523</b>
<b>Appropriations</b>						
Construction Services Department Expenses	\$ -	\$ 1,500	\$ 1,500	\$ 1,500	\$ 1,500	\$ 1,425
District Wide Reroofing (Project 4562)	204,888	188,524	188,524	188,524	188,524	179,098
Facilities/Maintenance Projects Total	<u>204,888</u>	<u>190,024</u>	<u>190,024</u>	<u>190,024</u>	<u>190,024</u>	<u>180,523</u>
<b>Total Appropriations</b>	<b>\$ 204,888</b>	<b>\$ 190,024</b>	<b>\$ 190,024</b>	<b>\$ 190,024</b>	<b>\$ 190,024</b>	<b>\$ 180,523</b>
<b>Ending Fund Balance</b>	<b>\$ -</b>	<b>\$ -</b>	<b>\$ -</b>	<b>\$ -</b>	<b>\$ -</b>	<b>\$ -</b>

The School Board of Sarasota County, Florida  
2018/2019 Capital Outlay Fund Budget

**Impact Fees**

Comparative Statement of Estimated and Actual Revenues, Appropriations, and Changes in Fund Balance  
For the Years 2017-2018 through 2022-2023

	2017/2018 Unaudited Actual	2018/2019 Projected Budget	2019/2020 Projected Budget	2020/2021 Projected Budget	2021/2022 Projected Budget	2022/2023 Projected Budget
<b>Estimated Revenues</b>						
Local Sources						
Interest	\$ 95,020	\$ -	\$ -	\$ -	\$ -	\$ -
Impact Fees	6,415,312	4,200,000	4,200,000	4,200,000	4,100,000	4,000,000
Total Local Sources	6,510,332	4,200,000	4,200,000	4,200,000	4,100,000	4,000,000
<b>Total Revenues</b>	<b>6,510,332</b>	<b>4,200,000</b>	<b>4,200,000</b>	<b>4,200,000</b>	<b>4,100,000</b>	<b>4,000,000</b>
Beginning Fund Balance	2,226,308	8,382,000	9,532,000	3,682,000	4,032,000	8,082,000
<b>Total Funds Available for Capital Needs</b>	<b>\$ 8,736,640</b>	<b>\$ 12,582,000</b>	<b>\$ 13,732,000</b>	<b>\$ 7,882,000</b>	<b>\$ 8,132,000</b>	<b>\$ 12,082,000</b>
<b>Recurring Costs</b>						
Misc. Planning Department Expenses	\$ 63,383	\$ 50,000	\$ 50,000	\$ 50,000	\$ 50,000	\$ 50,000
Construction Services and Long Range Planning Total	63,383	50,000	50,000	50,000	50,000	50,000
<b>Recurring Costs Total</b>	<b>63,383</b>	<b>50,000</b>	<b>50,000</b>	<b>50,000</b>	<b>50,000</b>	<b>50,000</b>
<b>Capital Projects</b>						
Elementary School						
Elementary J	-	-	-	-	-	11,900,000
Elementary Schools Total	-	-	-	-	-	11,900,000
Other Schools						
Pine View HVAC/Renovations (Project 3021)	-	-	-	3,800,000	-	-
North Port STC (Project 4635 - 4637)	291,257	-	-	-	-	-
Other Schools Total	291,257	-	-	3,800,000	-	-
Other Projects						
Land Purchases (Project 5660)	-	3,000,000	10,000,000	-	-	-
Other Projects Total	-	3,000,000	10,000,000	-	-	-
Capital Projects Total	291,257	3,000,000	10,000,000	3,800,000	-	11,900,000
<b>Total Appropriations</b>	<b>\$ 354,640</b>	<b>\$ 3,050,000</b>	<b>\$ 10,050,000</b>	<b>\$ 3,850,000</b>	<b>\$ 50,000</b>	<b>\$ 11,950,000</b>
<b>Ending Fund Balance</b>	<b>\$ 8,382,000</b>	<b>\$ 9,532,000</b>	<b>\$ 3,682,000</b>	<b>\$ 4,032,000</b>	<b>\$ 8,082,000</b>	<b>\$ 132,000</b>

The School Board of Sarasota County, Florida  
2018/2019 Capital Outlay Fund Budget

**Other Capital Funds**

Comparative Statement of Estimated and Actual Revenues, Appropriations, and Changes in Fund Balance  
For the Years 2017-2018 through 2022-2023

	2017/2018 Unaudited Actual	2018/2019 Projected Budget	2019/2020 Projected Budget	2020/2021 Projected Budget	2021/2022 Projected Budget	2022/2023 Projected Budget
<b>Estimated Revenues</b>						
State Sources						
Miscellaneous State Revenue (Fuel Tax Revenues) \$	119,783	\$ -	\$ -	\$ -	\$ -	\$ -
Charter School State Flow Through	1,179,422	3,627,545	1,402,267	1,402,267	1,402,267	1,402,267
Total State Sources	1,299,205	3,627,545	1,402,267	1,402,267	1,402,267	1,402,267
Local Sources						
Interest	9,028	-	-	-	-	-
Miscellaneous Local Revenue	1,091,894	-	-	-	-	-
Total Local Sources	1,100,922	-	-	-	-	-
<b>Total Revenues</b>	<b>2,400,127</b>	<b>3,627,545</b>	<b>1,402,267</b>	<b>1,402,267</b>	<b>1,402,267</b>	<b>1,402,267</b>
Other Financing Sources						
Capital Lease Agreements	758,153	-	-	-	-	-
Total Other Financing Sources	758,153	-	-	-	-	-
Total Revenues and Other Financing Sources (Net)	3,158,280	3,627,545	1,402,267	1,402,267	1,402,267	1,402,267
Beginning Fund Balance	1,061,408	700,373	700,373	700,373	700,373	700,373
<b>Total Funds Available for Capital Needs</b>	<b>\$ 4,219,688</b>	<b>\$ 4,327,918</b>	<b>\$ 2,102,640</b>	<b>\$ 2,102,640</b>	<b>\$ 2,102,640</b>	<b>\$ 2,102,640</b>
<b>Appropriations</b>						
Debt Service						
Materials Management Copy Machine Lease Purch: \$	758,153	\$ -	\$ -	\$ -	\$ -	\$ -
Debt Service Total	758,153	-	-	-	-	-
Transfers						
Charter School State Flow Through (Project 2112)	1,179,422	3,627,545	1,402,267	1,402,267	1,402,267	1,402,267
Transfers Total	1,179,422	3,627,545	1,402,267	1,402,267	1,402,267	1,402,267
Total Transfers and Debt Service	1,937,575	3,627,545	1,402,267	1,402,267	1,402,267	1,402,267
<b>Remaining Funds Available for Capital Projects</b>	<b>2,282,113</b>	<b>700,373</b>	<b>700,373</b>	<b>700,373</b>	<b>700,373</b>	<b>700,373</b>
<b>Recurring Costs</b>						
District Wide Improvements (Project 5604)	38,214	-	-	-	-	-
Recurring Costs Total	38,214	-	-	-	-	-
<b>Capital Projects</b>						
Other Schools						
North Port STC (Project 4635 - 4637)	1,354,000	-	-	-	-	-
Other Schools Total	1,354,000	-	-	-	-	-
Other Projects						
Fuel Tax Paving Projects (Project 5597)	189,526	-	-	-	-	-
Other Projects Total	189,526	-	-	-	-	-
<b>Capital Projects Total</b>	<b>1,543,526</b>	<b>-</b>	<b>-</b>	<b>-</b>	<b>-</b>	<b>-</b>
<b>Total Appropriations</b>	<b>\$ 3,519,315</b>	<b>\$ 3,627,545</b>	<b>\$ 1,402,267</b>	<b>\$ 1,402,267</b>	<b>\$ 1,402,267</b>	<b>\$ 1,402,267</b>
<b>Ending Fund Balance</b>	<b>\$ 700,373</b>	<b>\$ 700,373</b>	<b>\$ 700,373</b>	<b>\$ 700,373</b>	<b>\$ 700,373</b>	<b>\$ 700,373</b>